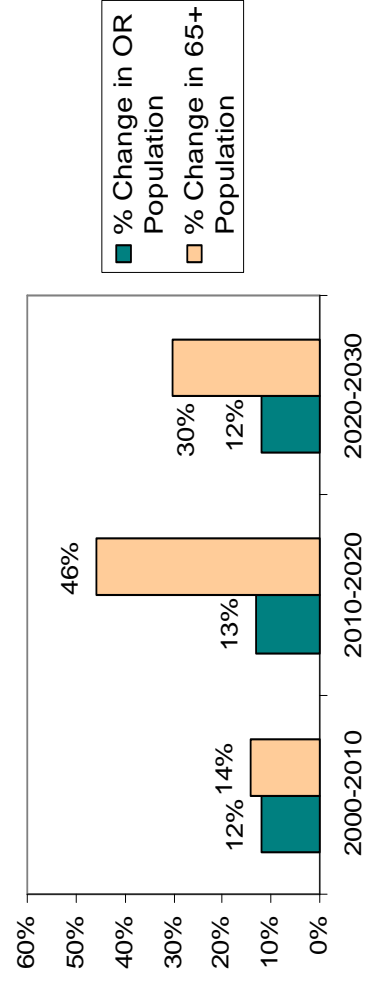


Your Community in Focus UNION COUNTY

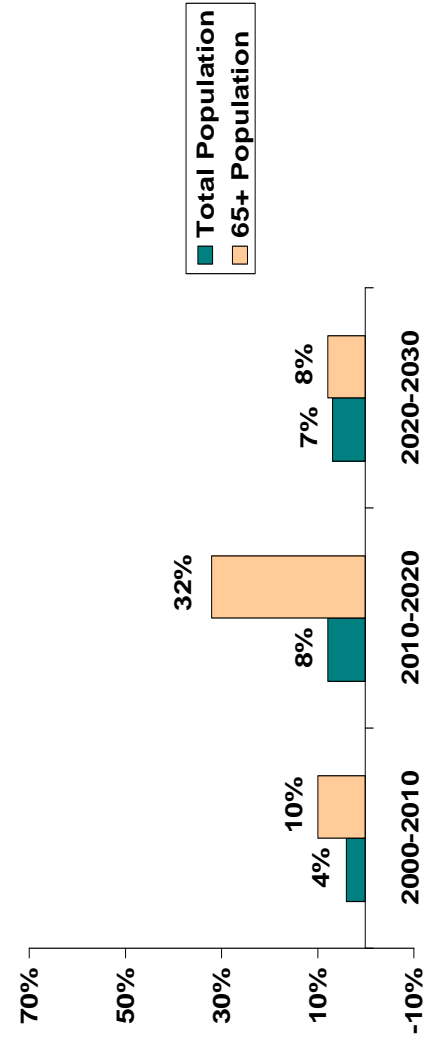
2000 Census Figures	Oregon	Union County	Cove	Elgin	Imbler	Island City	La Grande	North Powder	Union
Population in 2000:	3,421,399	24,530	617	1,647	291	963	12,253	514	1,863
% Population 65+ :	13%	15%	14%	17%	16%	15%	15%	13%	21%
Mid-Range Income:	\$40,916	\$33,738	\$38,542	\$31,449	\$40,385	\$43,977	\$31,576	\$24,167	\$28,529
Homeownership Rate:	64%	67%	78%	71%	80%	81%	56%	74%	79%
% Housing Cost Burden:	56%	52%	50%	44%	42%	60%	55%	48%	46%
% Severe Housing Cost Burden:	29%	27%	32%	21%	17%	16%	28%	29%	24%
Poverty Rate:	12%	14%	13%	14%	4%	6%	15%	26%	13%
Elderly Poverty Rate:	8%	10%	8%	9%	4%	9%	9%	12%	16%
2010 Est. Pop. (PSU)	3,844,195	25,495	640	1,705	295	1,065	13,085	520	1,960



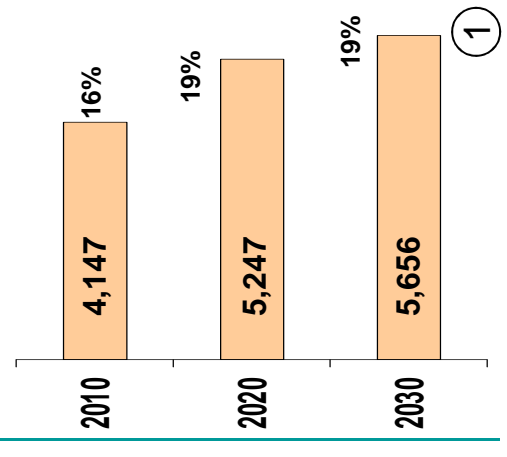
Growth Rate of Oregon's Aging Population



Growth Rate of Union County's Aging Population

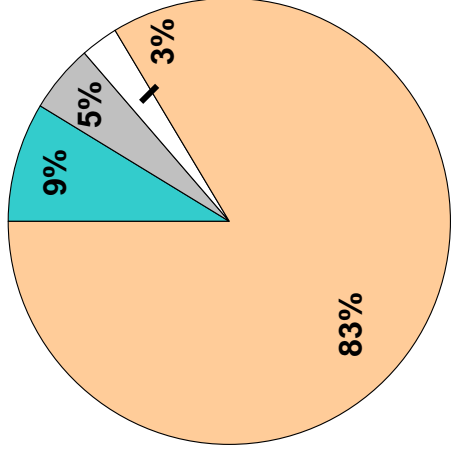


Union County Projected 65+ Population and % of general population

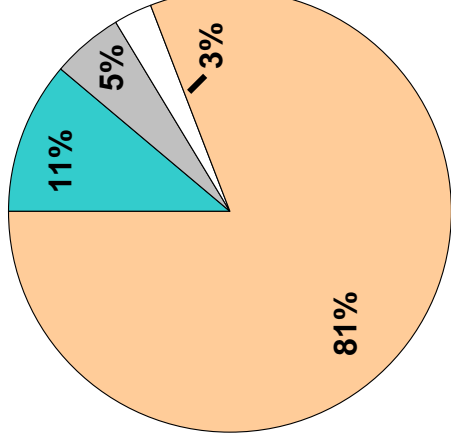


Our population is aging in Union County

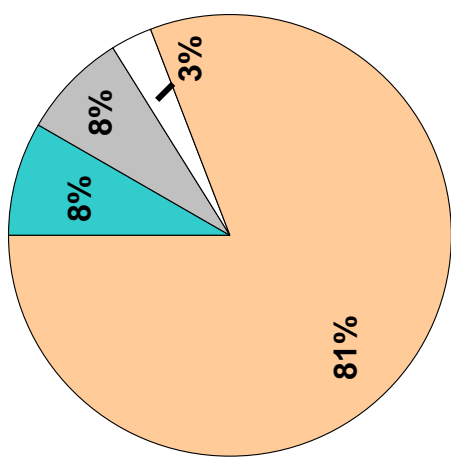
2010 Population



2020 Population



2030 Population



- Under 65
- 65 - 74
- 75 - 84
- 85 +

Under 65	21,348	22,304	23,869
65-74	2,181	3,023	2,478
75-84	1,291	1,508	2,248
85 +	675	716	930

Will our facilities meet the needs of Union County seniors?

Facility Type	Count	Available	Occupied
Physicians per 1000	1.93	--	--
Hospitals	1	--	--
Community Facilities (2005 data)	20	226	190
Nursing Homes (2005 data)	2	154	74



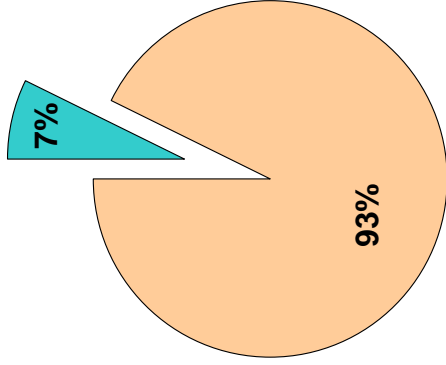
Today: Employee of the Year

Tomorrow: Will he be able to find the help he needs in 2030?

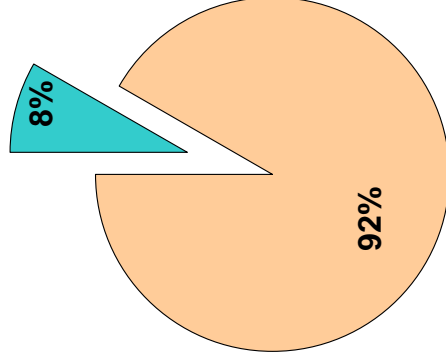
Our Need for Long Term Care is Growing

Union County

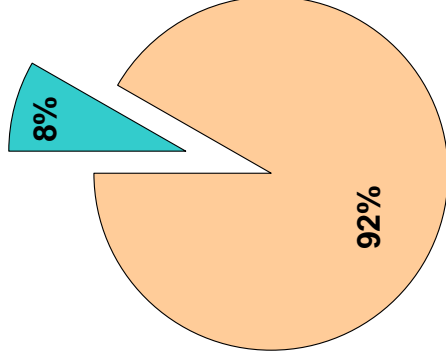
2010



2020



2030



Need Long Term Care

2010

1,819

2,301

2020

25,250

27,045

Do not need Long Term Care

2010

23,676

25,250

27,045

Union County

Projected Medicaid Needs

Seniors receiving Medicaid-funded long-term care and other Medicaid assistance:

2010

2020

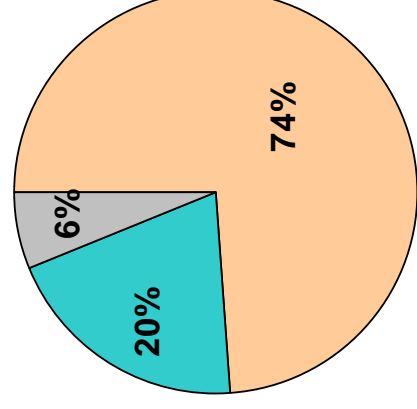
2030

326

412

445

National % of Seniors Needing Assistance Due to Disability



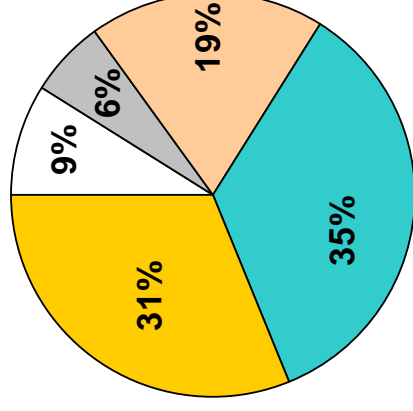
No Disabilities

Need assistance with 1-3 activities of daily living

Need assistance with 3 or more activities of daily living

Source: Joshua M. Weiner, 2002 National Health and Retirement Study

National % of Seniors and Federal Poverty Level (Monthly Income)



Less than \$798

\$798 - \$897

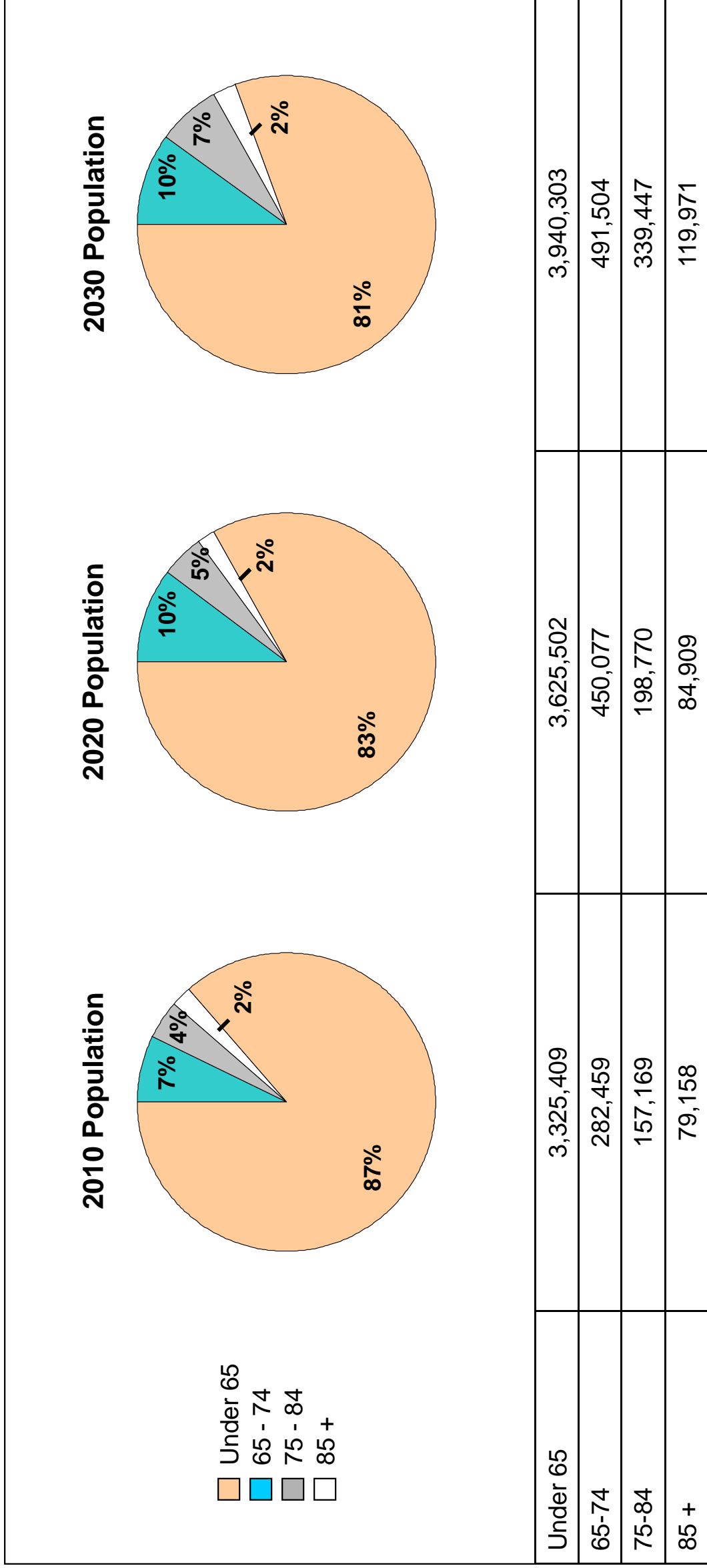
\$898 - \$1588

\$1589 - \$3192

Over \$3192

Source: Joshua M. Weiner, 2002 National Health and Retirement Study

Total Oregon Population Growth



Sources: Data Place of US Census Data (<http://www.dataplace.org>), 2010 Population Estimates from Population Research Center (<http://www.pdx.edu/prc/annual-oregon-population-report>), Population Projections from Office of Economic Analysis (http://www.oregon.gov/DAS/OEA/docs/demographic/pop_by_ageandsex.xls), DHS Seniors/Physical Disabilities Data (http://www.oregon.gov/DHS/spd/data/providers/capacity_0511.pdf), Joshua M. Weiner, 2002 National Health and Retirement Study, OHSU Office of Rural Health Physician Data for Oregon (OHSU,Emerson Ong, 503-494-4450)