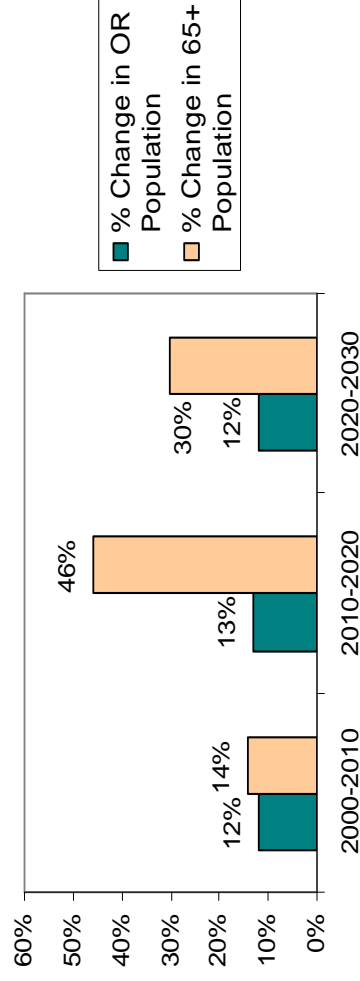


Your Community in Focus MORROW COUNTY

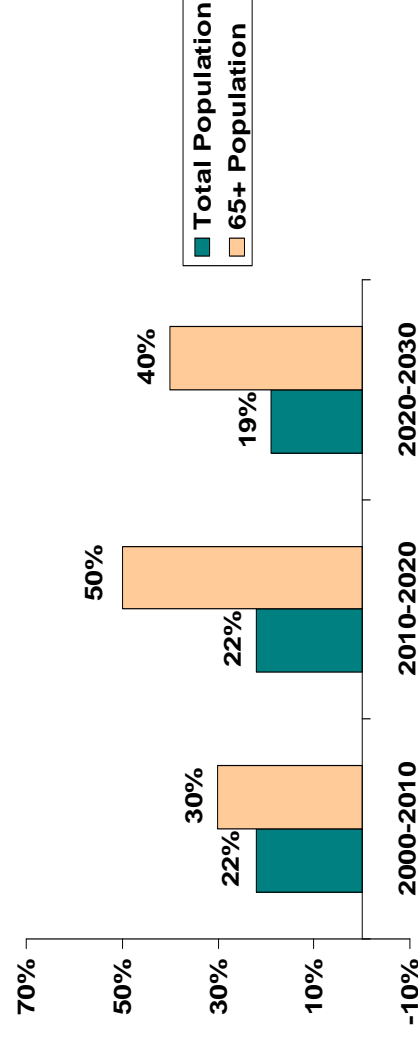
2000 Census Figures	Oregon	Morrow County	Boardman	Heppner	Ione	Irrigon	Lexington
Population in 2000:	3,421,399	10,995	2,870	1,392	328	1,693	279
% Population 65+ :	13%	11%	5%	17%	19%	10%	15%
Mid-Range Income:	\$40,916	\$37,521	\$32,105	\$33,421	\$37,500	\$35,799	\$43,125
Homeownership Rate:	64%	73%	61%	70%	77%	81%	87%
% Housing Cost Burden:	56%	45%	47%	49%	29%	56%	20%
% Severe Housing Cost Burden:	29%	24%	22%	27%	12%	33%	10%
Poverty Rate:	12%	15%	20%	14%	6%	14%	12%
Elderly Poverty Rate:	8%	10%	7%	7%	10%	6%	7%
2010 Est. Pop. (PSU)	3,844,195	12,595	3,400	1,435	335	1,910	285



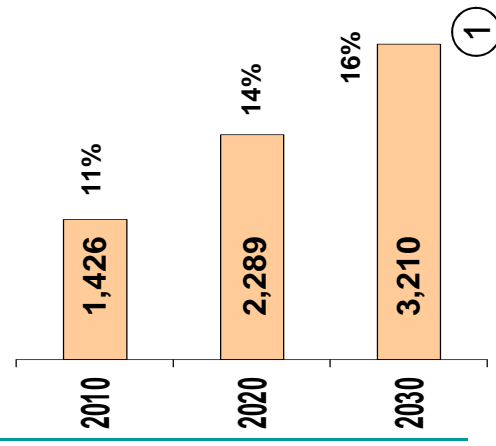
Growth Rate of Oregon's Aging Population



Growth Rate of Morrow County's Aging Population

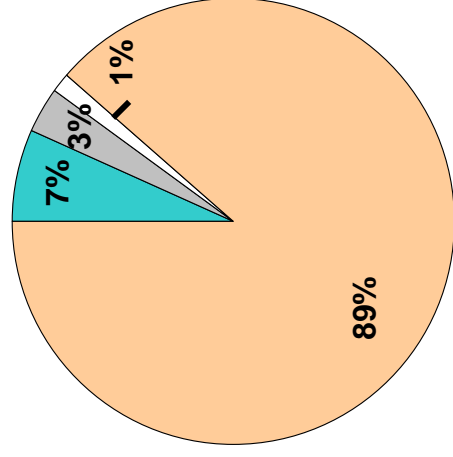


Morrow County Projected 65+ Population and % of general population

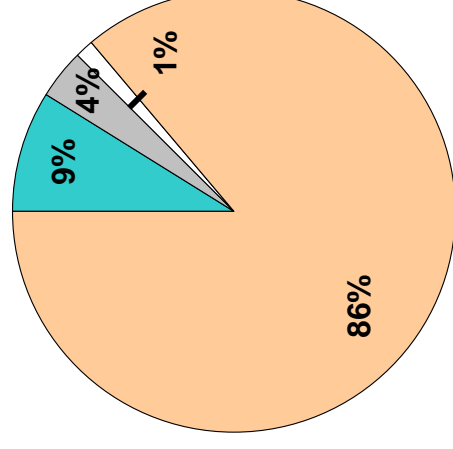


Our population is aging in Morrow County

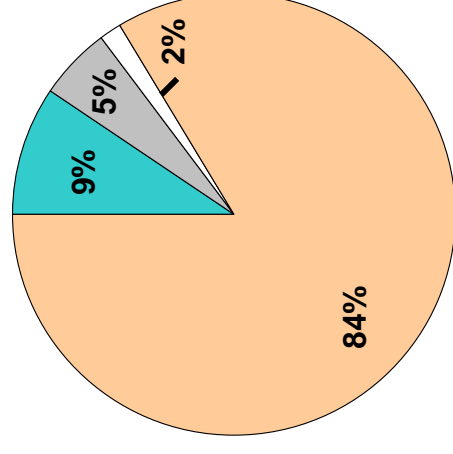
2010 Population



2020 Population



2030 Population



- Under 65
- 65 - 74
- 75 - 84
- 85 +

Under 65	11,169	14,231	16,493
65-74	843	1,452	1,860
75-84	432	618	1,026
85 +	151	218	323

Will our facilities meet the needs of Morrow County seniors?

Facility Type	Count	Available	Occupied
Physicians per 1000	0.40	--	--
Hospitals	1	--	--
Community Facilities (2005 data)	2	21	21
Nursing Homes (2005 data)	0	0	0



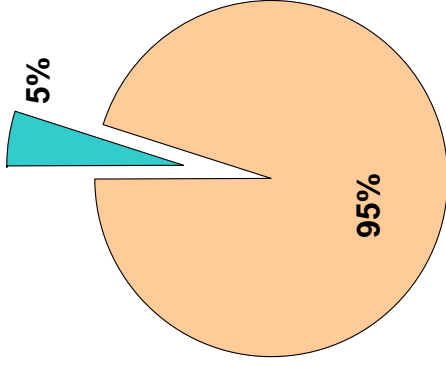
Today: Employee of the Year

Tomorrow: Will he be able to find the help he needs in 2030?

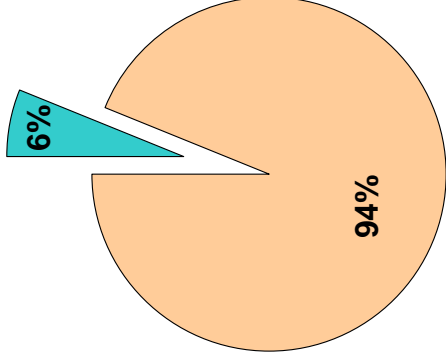
Our Need for Long Term Care is Growing

Morrow County

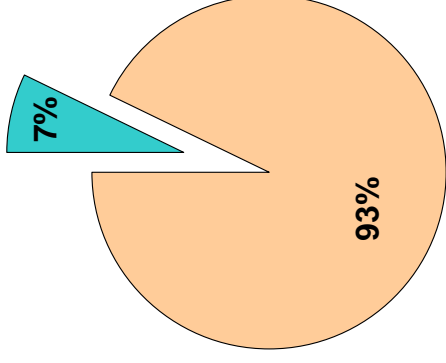
2010



2020



2030



Need Long Term Care

2010

2020

2030

12,596

625

1004

1,408

15,516

18,295

Morrow County

Projected Medicaid Needs

Seniors receiving Medicaid-funded long-term care and other Medicaid assistance:

2010

112

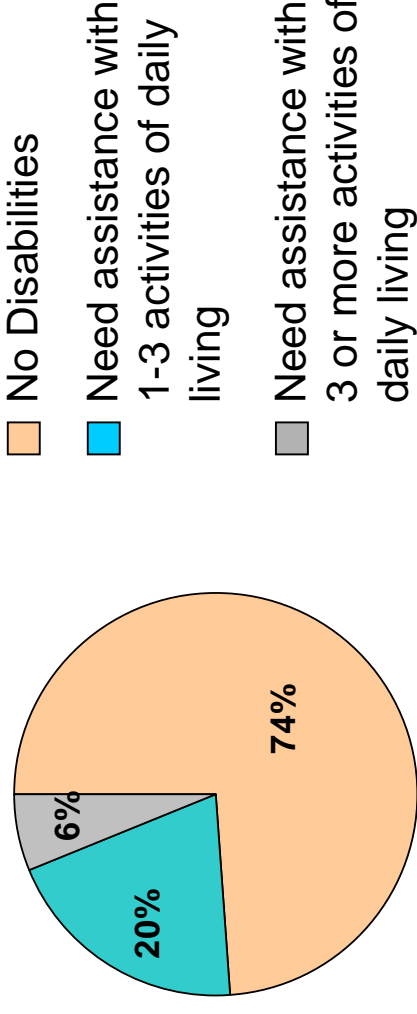
2020

180

2030

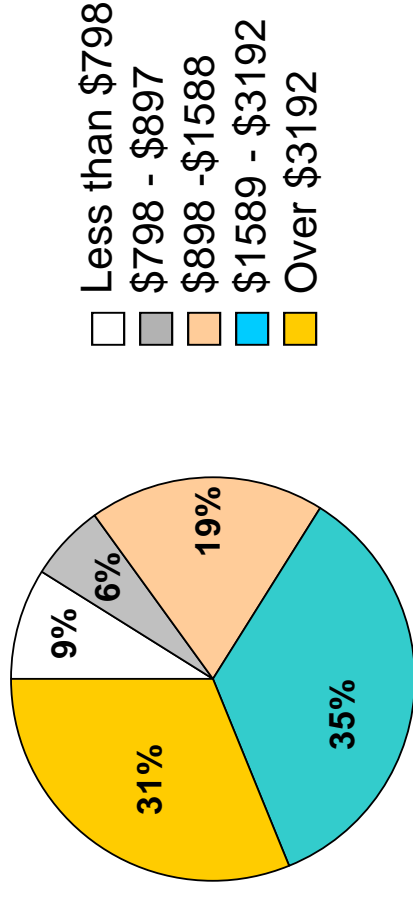
252

National % of Seniors Needing Assistance Due to Disability



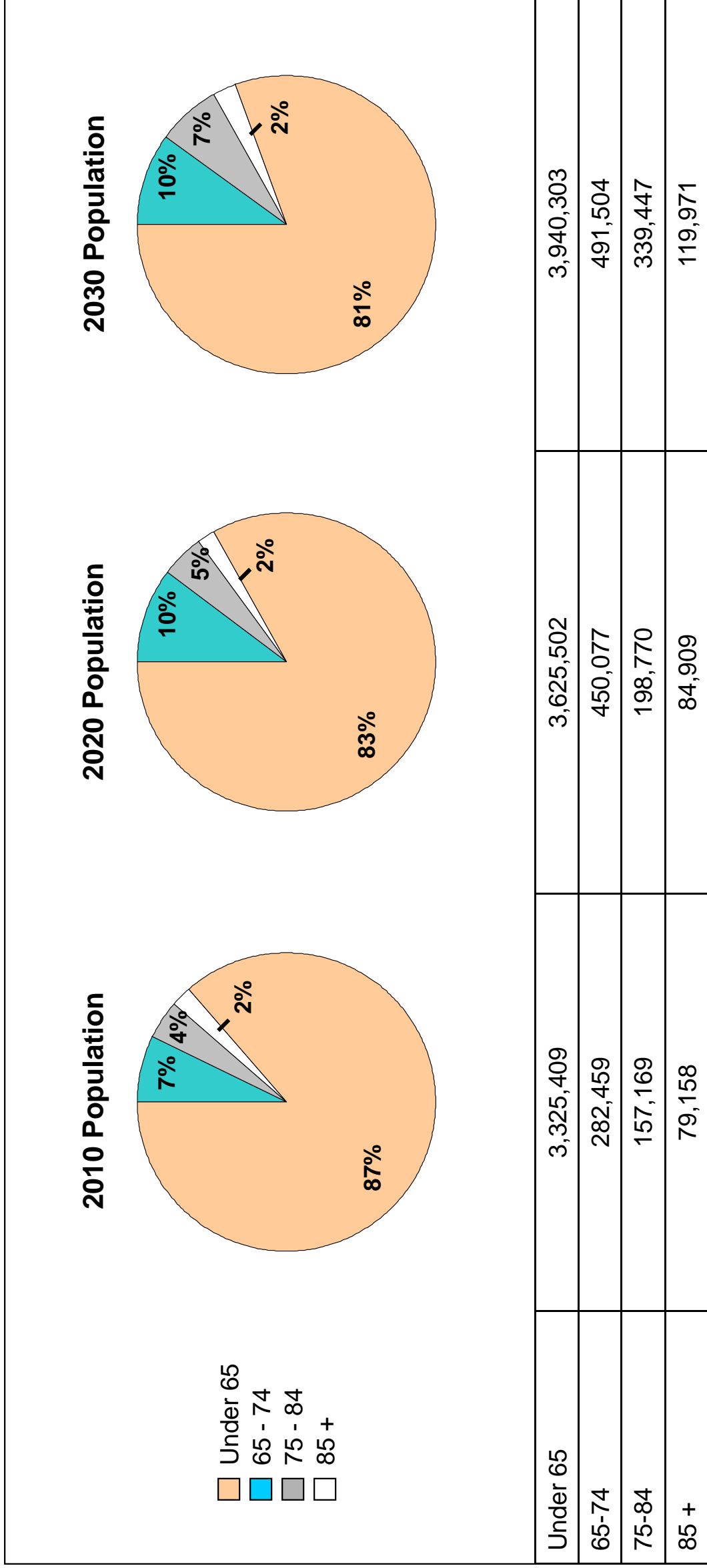
Source: Joshua M. Weiner, 2002 National Health and Retirement Study

National % of Seniors and Federal Poverty Level (Monthly Income)



Source: Joshua M. Weiner, 2002 National Health and Retirement Study

Total Oregon Population Growth



Sources: Data Place of US Census Data (<http://www.dataplace.org>), 2010 Population Estimates from Population Research Center (<http://www.pdx.edu/prc/annual-oregon-population-report>), Population Projections from Office of Economic Analysis (http://www.oregon.gov/DAS/OEA/docs/demographic/pop_by_ageandsex.xls), DHS Seniors/Physical Disabilities Data (http://www.oregon.gov/DHS/spd/data/providers/capacity_0511.pdf), Joshua M. Weiner, 2002 National Health and Retirement Study, OHSU Office of Rural Health Physician Data for Oregon (OHSU,Emerson Ong, 503-494-4450)