



FFY2010 Older Americans Act Profile

54,049

Number of unduplicated consumers that received one or more registered services.

60-74

Average age of consumers that received one or more registered services.

10%

Percent of consumers that received one or more registered services and have income below poverty.

Registered and Non-Registered Services Expenditures

Registered

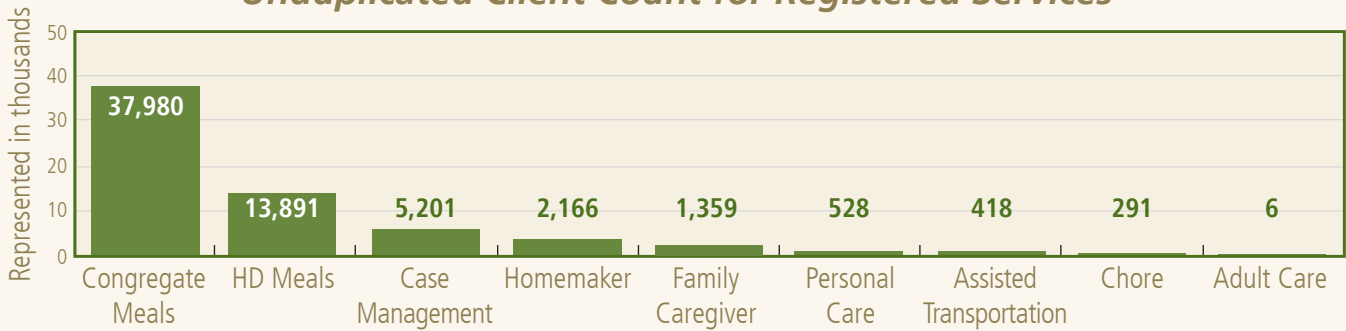
Adult Daycare	\$130
Assisted Transportation	\$31,660
Case Management	\$457,351
Chore.....	\$9,165
Congregate Meals.....	\$2,797,961
Family Caregiver.....	\$1,675,856
HD Meals.....	\$3,329,784
Homemaker.....	\$26,689
Personal Care	\$8,956

Non-Registered

Information and Assistance	\$789,699
Legal Assistance.....	\$279,562
Nutrition Education	\$1,742
Outreach.....	\$226,593
Transportation.....	\$278,752



Unduplicated Client Count for Registered Services



3.7 Million

Number of Nutrition, Access and In-Home and Community service units provided

2.6 Million

Number of Congregate and Home Delivered Meals provided

755,040

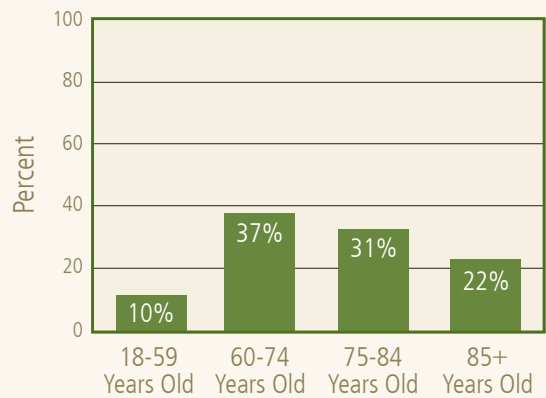
Number of Access services units provided

272,071

Number of In-Home service units provided

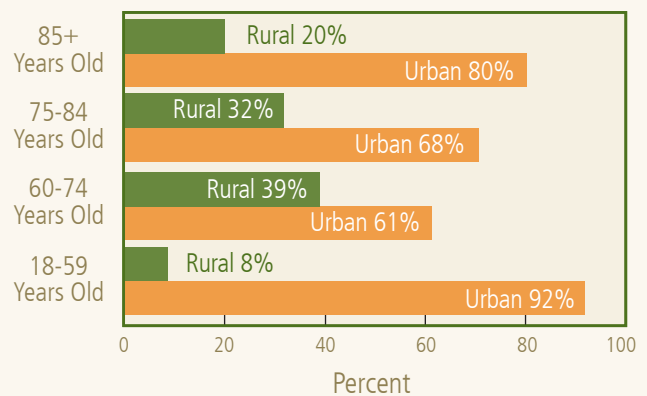
Age

Consumers by Age Group



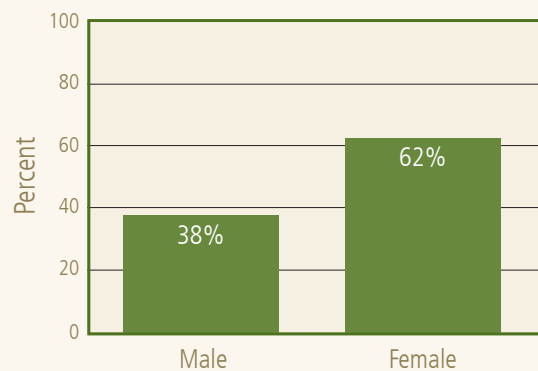
Urban / Rural

Consumers living in rural areas



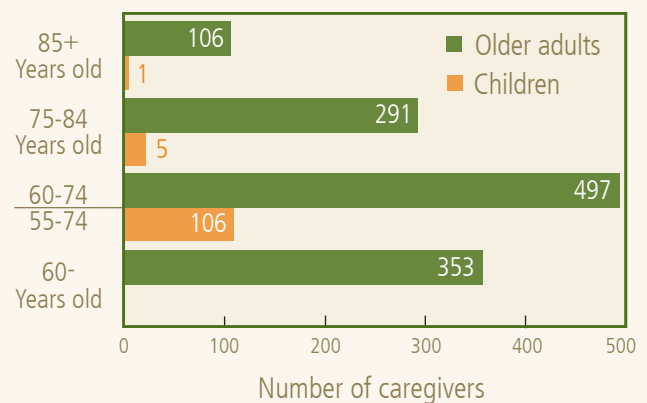
Male / Female

Consumers that received one or more registered services



Caregivers

Unduplicated caregivers providing care to older adults and children

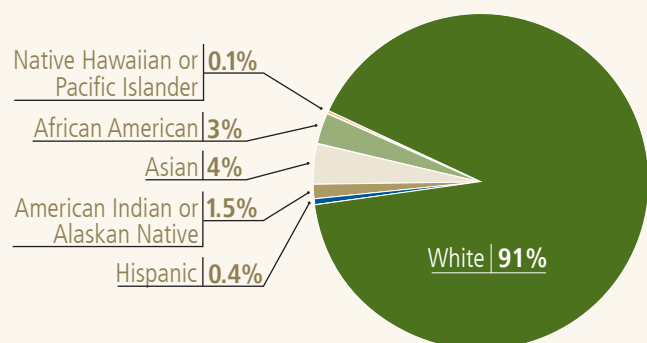


Service Service Units Unit of Measures

Core Services

Service	Service Units	Unit of Measures
Adult Daycare	85	1 hour
Assisted Transportation	24,438	1 one-way trip
Case Management	70,787	1 hour
Chore	2,979.75	1 hour
Congregate Meals	1,006,814	1 meal
Family Caregiver	86,154	Varies
HD Meals	1,675,082	1 meal
Homemaker	193,226	1 hour
Legal Assistance	7,153	1 hour
Nutrition Counseling	0	1 session
Nutrition Education	24	1 session
Information and Assistance	422,337	1 contact
Outreach	17,835	1 contact
Personal Care	19,155	1 hour
Transportation	142,153	1 one-way trip

Race / Ethnicity



This document can be provided upon request in alternative formats for individuals with disabilities. Other formats may include (but are not limited to) large print, Braille, audio recordings, Web-based communications and other electronic formats. E-mail spd.web@state.or.us, or call 1-800-282-8096 (voice or TTY) to arrange for the alternative format that will work best for you.