

Integrated Client Database

September 12, 2003

Purpose of Presentation

- Describe DHS Integrated Client Database
- Tease you with data
- Seek input about future uses of the Database

ICDb Mission

- Provide a reliable data source that represents the scope, depth and inter-connected nature of DHS client-based services.
- Help DHS management make informed, data-driven decisions about integrated service.

Vision: Relational database

- Data “relates” back to original data source
- Maintains integrity of original sources

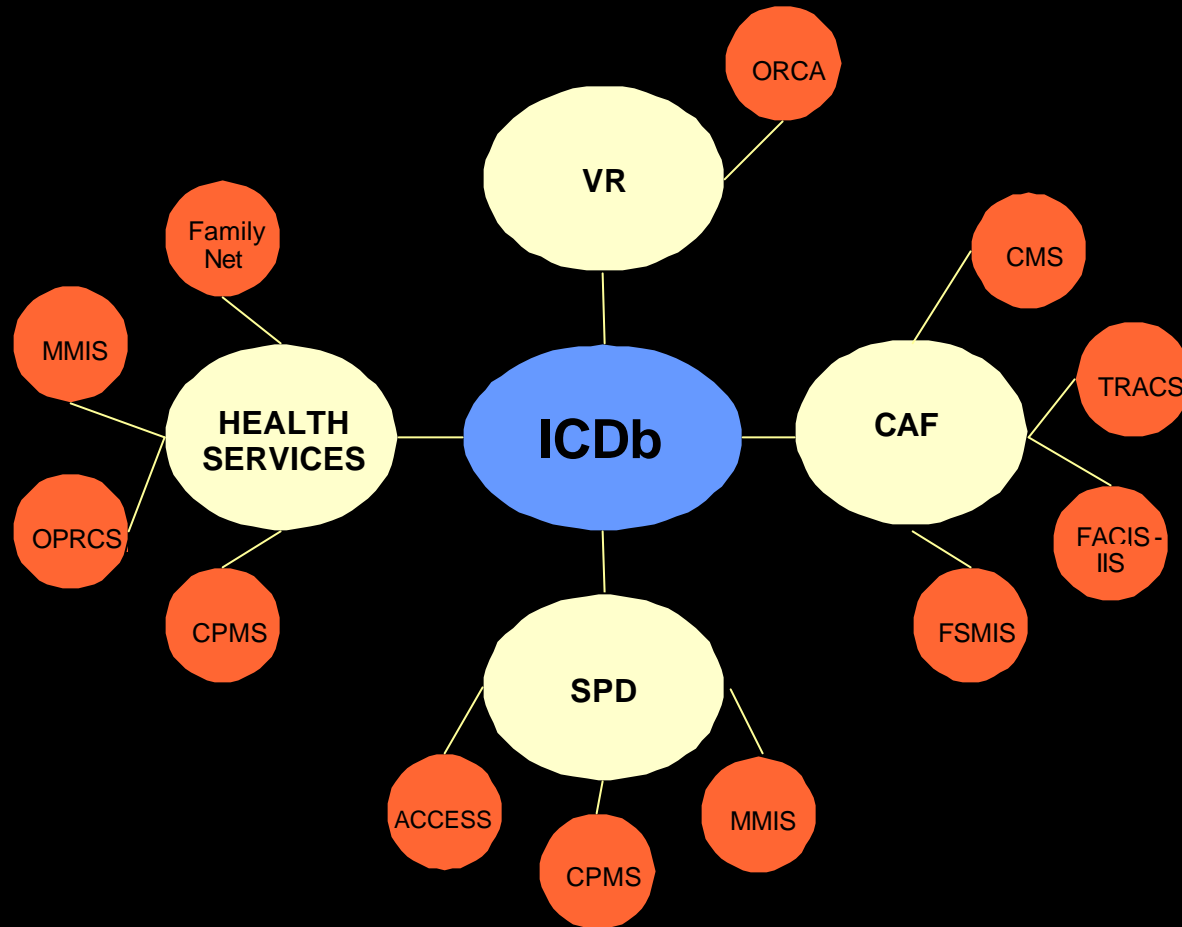
Uses for Integrated Data

- Planning
- Reporting
- Tracking outcomes
- Facilitating research

Uses for Integrated Data - Not

- Case management
- Eligibility assessment

“Feeder” Systems



Structure

Client Master

- Master ID
- Date of Birth (Age)
- Gender

Service

- Master ID
- Service ID
- Service Begin Date
- Service End Date
- County of Residence
- Zip Code
- Branch*

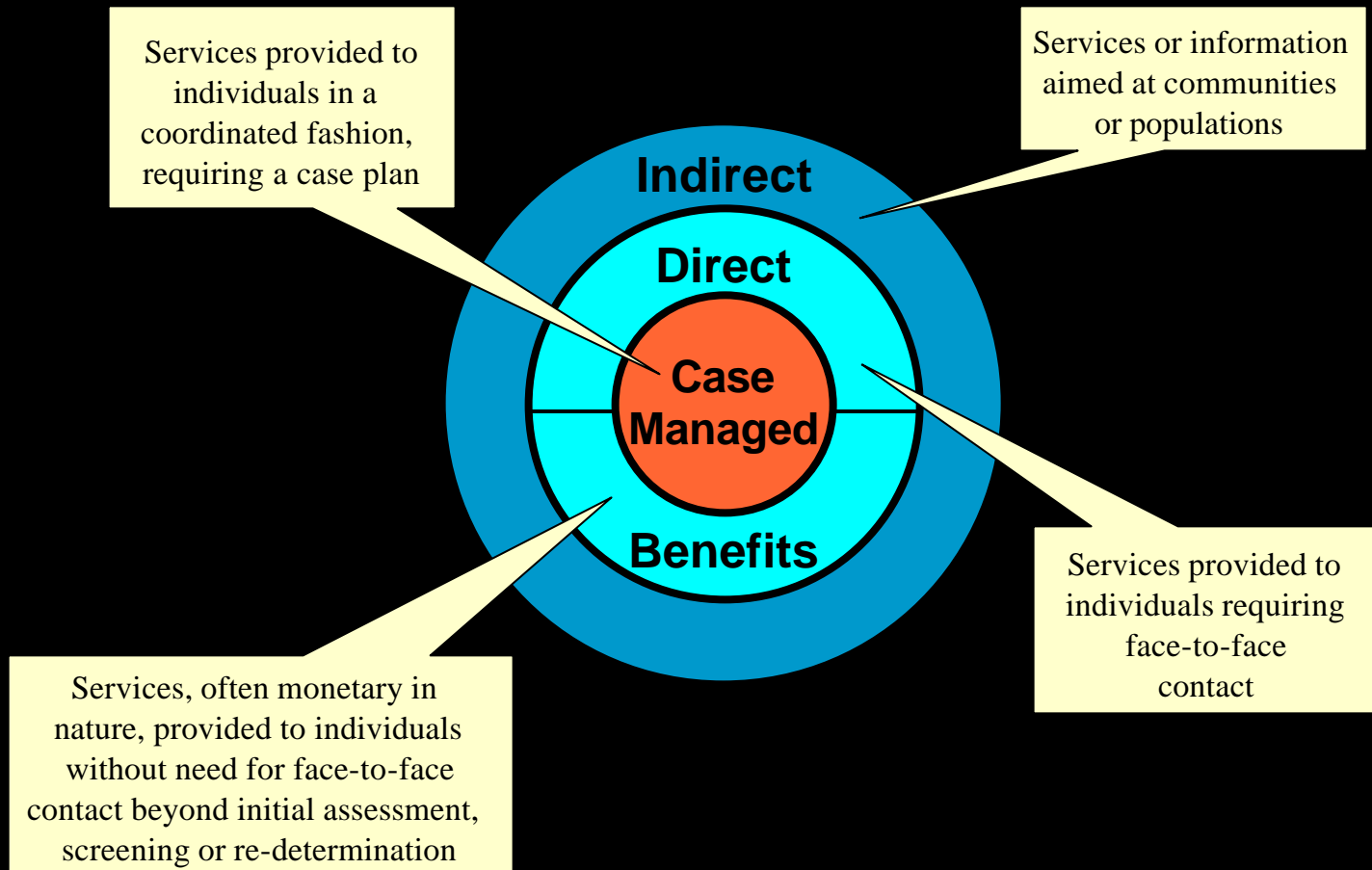
Then and Now


Then	Now
Divisions	Service Groups
Deterministic matching	Probabilistic matching with a deterministic twist
Lacking definitions	Service and client defined
Not inclusive of all DHS client services	More inclusive

What Is a Client?

A client is a uniquely identifiable individual who receives at least one DHS service.

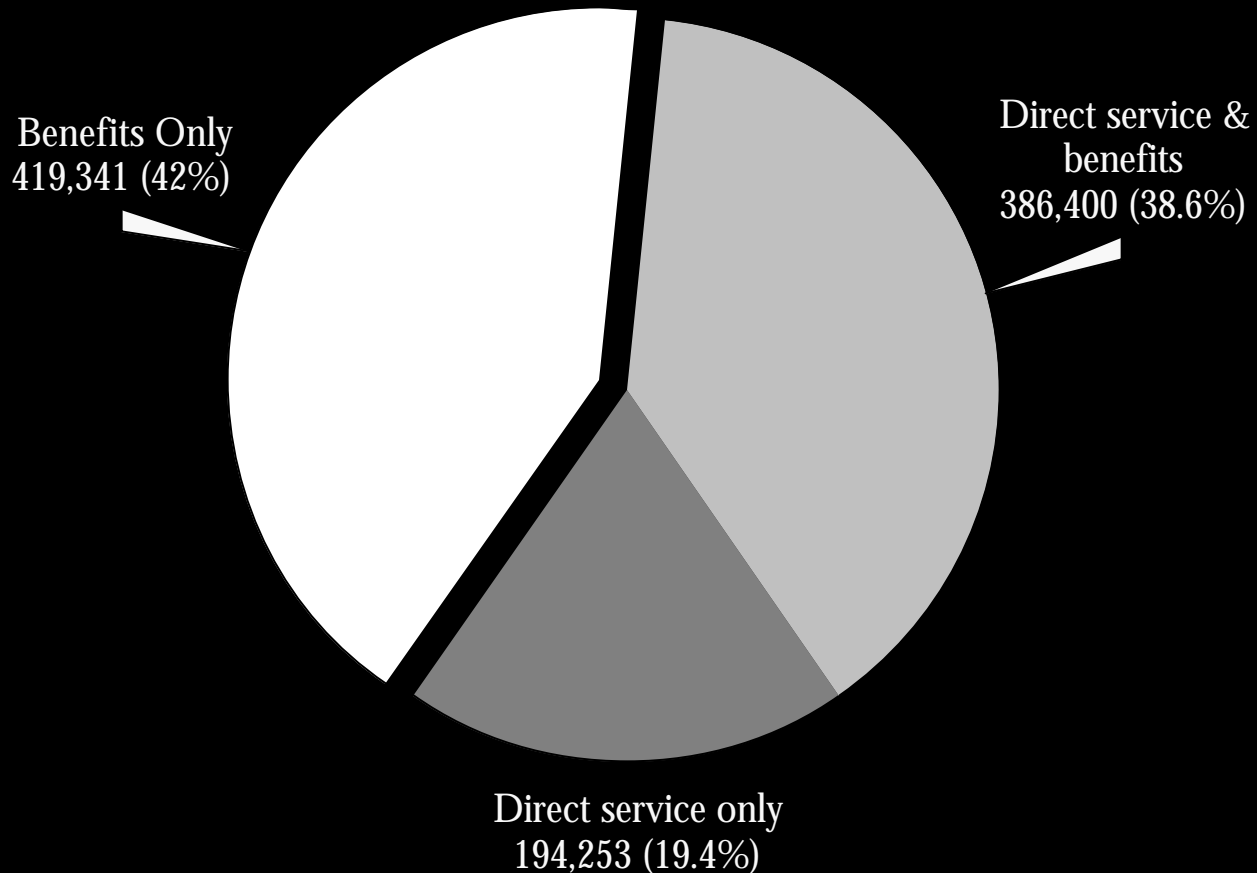
What Is a Service?



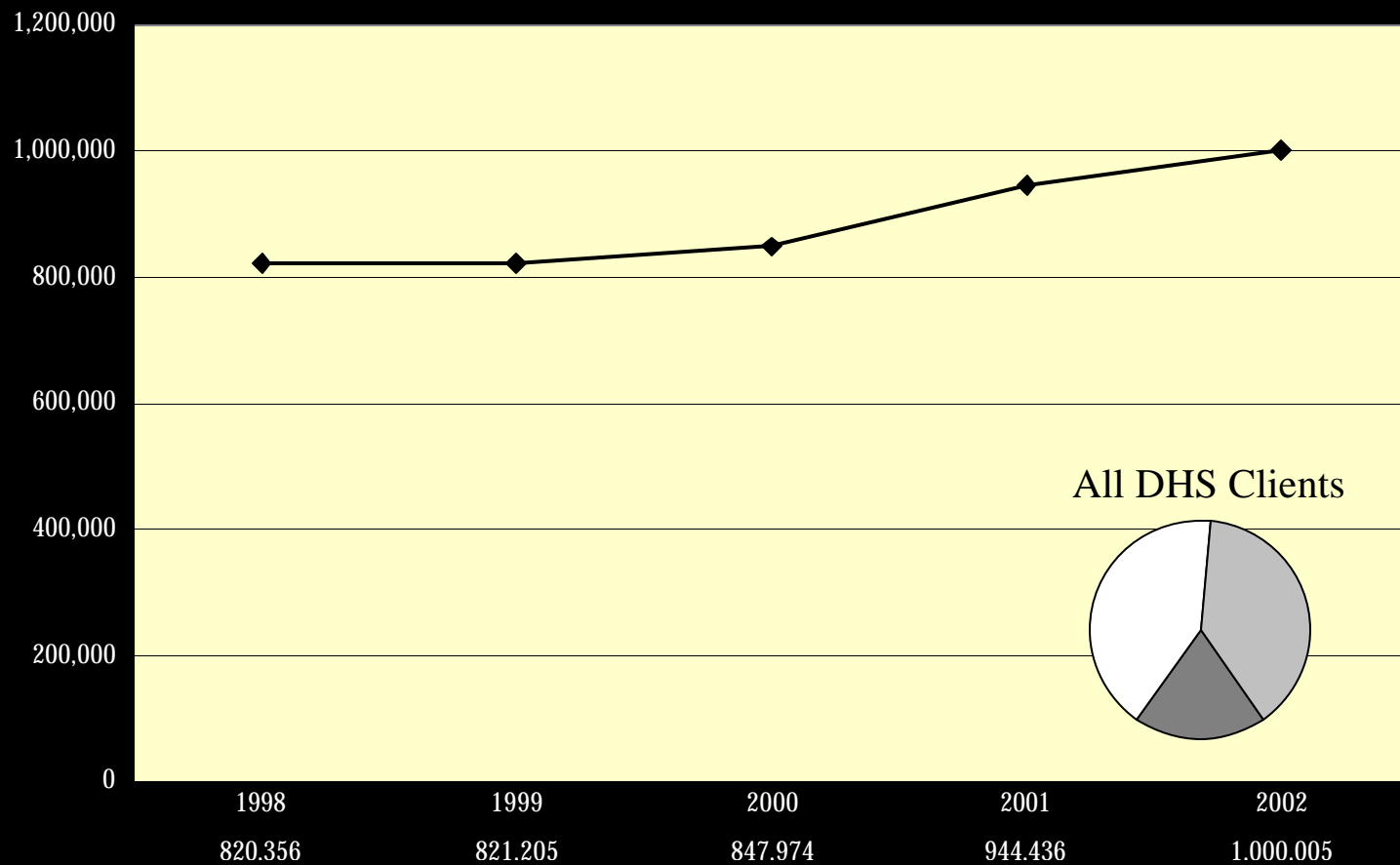


On to Data ... Comments & Questions

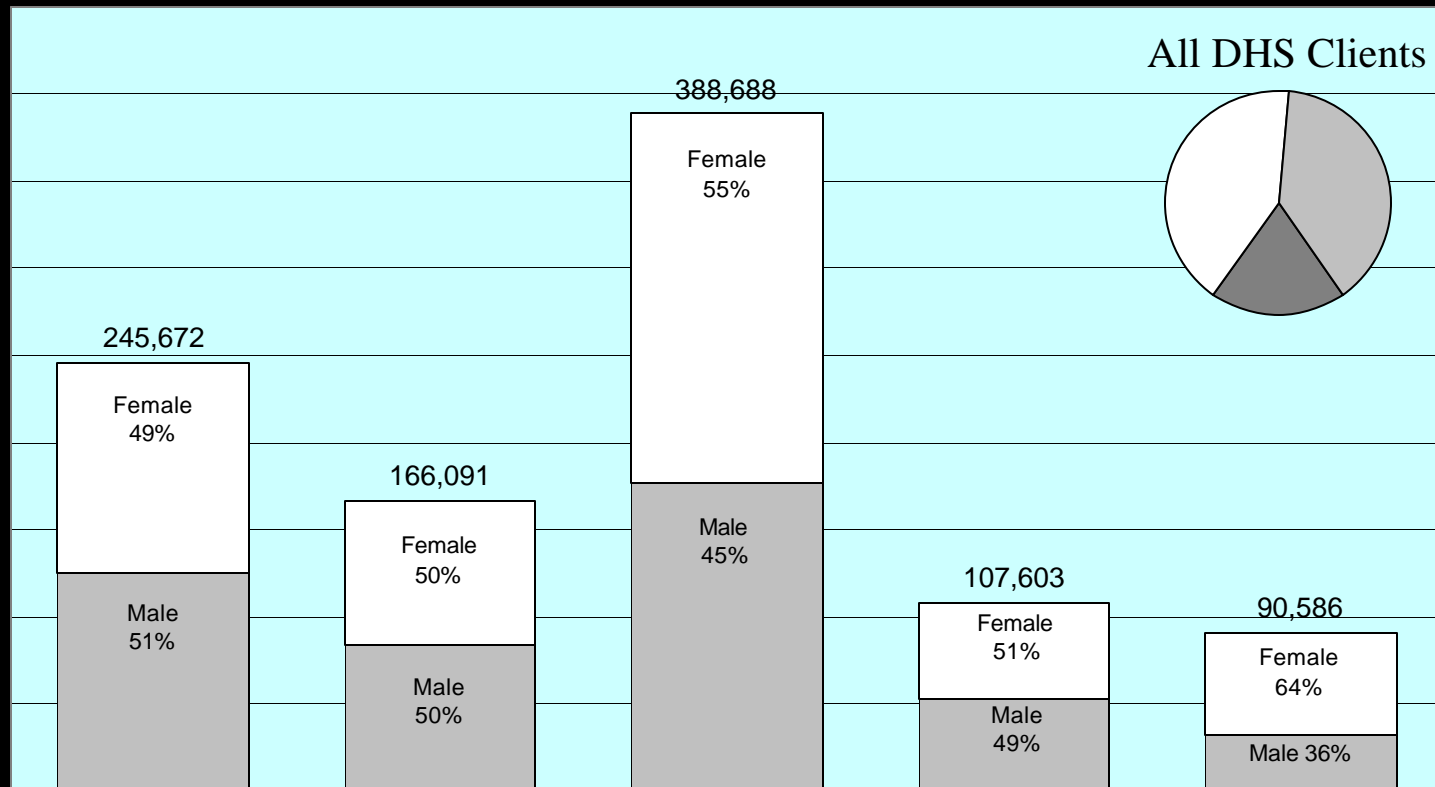
2002 Unduplicated Count Receiving Benefits & Direct Service



Unduplicated Count of DHS Clients

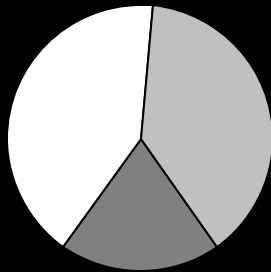


2002 Age & Gender Distribution



2002 Clients Receiving Multiple Services

All DHS Clients



Direct Service Clients



	Number	Percent	Cumulative Percent
Five plus	23,998	2.4%	2.4%
Four	71,163	7.1%	9.5%
Three	214,131	21.4%	30.9%
Two	266,884	26.7%	57.6%
One	423,829	42.4%	100.0%
Total	1,000,005	100.0%	

	Number	Percent	Cumulative Percent
Five plus	676	0.1%	0.1%
Four	4,251	0.7%	0.8%
Three	22,057	3.8%	4.6%
Two	87,008	15.0%	19.6%
One	466,672	80.4%	100.0%
Total	580,664	100.0%	

2002 Number of Clients Receiving Multiple DIRECT Service

	Alcohol/ drug	Child welfare	Dvlpmntl disability	Mental health	Nutrition	Senior/ phys disability	Self sufficiency	Voc rehab
TOTAL	67,032	94,024	13,922	132,145	157,258	96,507	150,201	3,665
Alcohol/drug	67,032	5,600	83	22,942	1,399	734	12,241	1,408
Child welfare	5,600	94,024	1,060	20,455	10,475	1,167	17,539	781
Developmental disability	83	1,060	13,922	5,086	366	2,596	249	598
Mental health	22,942	20,455	5,086	132,145	9,074	11,893	32,223	5,619
Nutrition	1,399	10,475	366	9,074	157,258	177	16,197	208
Senior/physical disability	734	1,167	2,596	11,893	177	96,507	879	846
Self sufficiency	12,241	17,539	249	32,223	16,197	879	150,201	3,665
Vocational rehabilitation	1,408	781	598	5,619	208	846	3,665	16,177
Any benefit	33,770	61,050	10,394	130,092	88,396	50,529	145,679	11,292

Direct
Service
Clients



Geographic Distribution

